



Impellers

SEA DOO is registered trademark of Bombardier Recreational Products Inc.

Engine cc	Model	Year	PUMP Diameter	RECOMMENDED SOLAS IMPELLER			
				SERIES	STOCK Engine	LIMITED Engine	MODIFIED Engine
1494	RXT IS 260 / RXT-X 260	2009~	159mm	CONCORD	SRZ-CD-15/21 NEW	SRZ-CD-15/21 NEW	
	GTX LIMITED IS 260	2009~		CONCORD	SRZ-CD-15/21 NEW	SRZ-CD-15/21 NEW	
	RXP-X 255	2009~		CONCORD	SRZ-CD-15/21 NEW	SRZ-CD-15/21 NEW	
	RXP(215HP)	2009~		CONCORD	SRZ-CD-14/19 NEW	SRZ-CD-14/19 NEW	SRZ-CD-15/20 NEW
	RXT(215HP)	2009~		CONCORD	SRZ-CD-13/18 NEW	SRZ-CD-14/19 NEW	SRZ-CD-15/20 NEW
	WAKE PRO(215hp)	2009~		CONCORD	SRZ-CD-13/18 NEW	SRZ-CD-14/19 NEW	SRZ-CD-15/20 NEW
	GTX(215hp)	2009~	CONCORD	SRZ-CD-13/18 NEW	SRZ-CD-14/19 NEW	SRZ-CD-15/20 NEW	
	RXP-X	2008	159mm	CONCORD	SRX-CD-15/21	SRX-CD-15/21	
	RXT-X	2008		CONCORD	SRX-CD-14/19	SRX-CD-14/19	
	RXP(215HP)	2004~		CONCORD	SRX-CD-14/19	SRX-CD-14/19	SRX-CD-15/20
	RXT(215HP)	2005~		CONCORD	SRX-CD-13/18	SRX-CD-14/19	SRX-CD-15/20
	GTX Limited(215HP)	2005~		CONCORD	SRX-CD-13/18	SRX-CD-14/19	SRX-CD-15/20
	WAKE SUPERCHARGED(215HP)	2007~		CONCORD	SRX-CD-13/18	SRX-CD-14/19	SRX-CD-15/20
	GTX 4-tech Limited Supercharge(185HP)	2003-2004	155.5mm	CONCORD	SR-CD-12/20	SR-CD-13/21	SR-CD-13/21
	GTX 4-tech Supercharge(185HP)	2003-2006		CONCORD	SR-CD-12/20	SR-CD-12/20	SR-CD-13/21
	GTS SE 155/ RXP(155HP)	2007~		CONCORD	SR-CD-11/19	SR-CD-12/20	SR-CD-12/20
GTX / GTX 4-tech / GTX wake(155HP)	2002~	CONCORD		SR-CD-11/19	SR-CD-12/20	SR-CD-12/20	
GTI / GTI SE 130	2006~	CONCORD		SR-CD-10/18	SR-CD-11/19	SR-CD-11/19	
951	RXX	2001-2002	148mm	CONCORD	KG-CD-15/21	KG-CD-16/22	KG-CD-16/22
	XP / XP DI	2000-2004	155.5mm	CONCORD	ST-CD-15/20	ST-CD-16/21	ST-CD-17/22
				DYNAFLY	ST-DF-13/19	ST-DF-13/19	ST-DF-14/20
	RX / RX DI	2000-2003		CONCORD	ST-CD-15/20	ST-CD-16/21	ST-CD-17/22
				DYNAFLY	ST-DF-13/19	ST-DF-13/19	ST-DF-14/20
	GTX/GTX DI	2000-2003		CONCORD	ST-CD-15/20	ST-CD-15/20	ST-CD-16/21
				DYNAFLY	ST-DF-13/19	ST-DF-13/19	ST-DF-14/20
	GSX Ltd. / GTX Ltd. / XP Ltd.	98-99		CONCORD	ST-CD-15/20	ST-CD-15/20	ST-CD-16/21
				X Prop	ST-SC-X0(14.5-17.5)	ST-SC-X0(14.5-17.5)	ST-SC-XI(15.5-18.5)
	LRV / LRV DI	99-2003		CONCORD	ST-CD-14/19	ST-CD-14/19	ST-CD-15/20
			X Prop	ST-SC-X0(14.5-17.5)	ST-SC-X0(14.5-17.5)	ST-SC-XI(15.5-18.5)	
GSX Ltd.	97		X Prop	SE-SC-X(13-16) (LIMITED SUPPLY)			
782	3D / 3D BASE	2005-2007	155.5mm	CONCORD	ST-CD-10/16	ST-CD-10/16	
	GSX RFI / GTX RFI	99-2000		CONCORD	SF-CD-15/23	SF-CD-16/24	SF-CD-17/25
	XP / SPX / GSX	96-98	140mm	CONCORD	SD-CD-15/23	SD-CD-16/24	SD-CD-17/25
				X Prop	SD-SC-X0(16.5-23.5)	SD-SC-X0(16.5-23.5)	SD-SC-XI(17-24)
	GTX / GTX PRO	96-98		CONCORD	SD-CD-14/22	SD-CD-15/23	SD-CD-16/24
			X Prop	SD-SC-X0(16.5-23.5)	SD-SC-X0(16.5-23.5)	SD-SC-XI(17-24)	
720	GTI / GTI LE / GTI RFI	2001-2005	155.5mm	CONCORD	ST-CD-10/16	ST-CD-10/16	
	GTS	2001-2002		CONCORD	ST-CD-10/16	ST-CD-10/16	
				CONCORD	SD-CD-14/22	SD-CD-15/23	SD-CD-16/24
	XP / SPX	95-97	140mm	X Prop	SD-SC-X(16-23)	SD-SC-X(16-23)	SD-SC-X0(16.5-23.5)
				IJK SERIES	SD-SC-I(14-19)	SD-SC-J(15-20)	SD-SC-K(16-21)
				CONCORD	SD-CD-14/22	SD-CD-15/23	SD-CD-16/24
	GS / GSI	97-2001		X Prop	SD-SC-X(16-23)	SD-SC-X(16-23)	SD-SC-X0(16.5-23.5)
				IJK SERIES	SD-SC-I(14-19)	SD-SC-J(15-20)	SD-SC-K(16-21)
				CONCORD	SD-CD-14/22	SD-CD-15/23	SD-CD-16/24
	GTI / GTS	96-2000		X Prop	SD-SC-X(16-23)	SD-SC-X(16-23)	SD-SC-X0(16.5-23.5)
				IJK SERIES	SD-SC-I(14-19)	SD-SC-J(15-20)	SD-SC-K(16-21)
				X Prop	SD-SC-X(16-23)	SD-SC-X(16-23)	SD-SC-X0(16.5-23.5)
				IJK SERIES	SD-SC-I(14-19)	SD-SC-J(15-20)	SD-SC-K(16-21)
HX	95~		X Prop	SD-SC-X(16-23)	SD-SC-X(16-23)	SD-SC-X0(16.5-23.5)	
			IJK SERIES	SD-SC-I(14-19)	SD-SC-J(15-20)	SD-SC-K(16-21)	
650	XP	93-94	140mm	IJK SERIES	SD-SC-I(14-19)	SD-SC-I(14-19)	SD-SC-J(15-20)
	SPX	94-95		IJK SERIES	SD-SC-I(14-19)	SD-SC-I(14-19)	SD-SC-J(15-20)
	GSX	94-95		IJK SERIES	SD-SC-I(14-19)	SD-SC-I(14-19)	SD-SC-J(15-20)
	GTX	94-95		IJK SERIES	SD-SC-I(14-19)	SD-SC-I(14-19)	SD-SC-J(15-20)

Engine cc	Model	Year	PUMP Diameter	RECOMMENDED SOLAS IMPELLER			
				SERIES	STOCK Engine	LIMITED Engine	MODIFIED Engine
580	XP	91-92	140mm	ABC SERIES	SD-SC-A(13-18)	SD-SC-B(14-19)	SD-SC-C(15-20)
	SPX	93		ABC SERIES	SD-SC-A(13-18)	SD-SC-B(14-19)	SD-SC-C(15-20)
	SPI	93-96		ABC SERIES	SD-SC-A(13-18)	SD-SC-B(14-19)	SD-SC-C(15-20)
	SP	88-96		ABC SERIES	SD-SC-A(13-18)	SD-SC-B(14-19)	SD-SC-C(15-20)
	GSX	92-93		ABC SERIES	SD-SC-A(13-18)	SD-SC-B(14-19)	SD-SC-C(15-20)
	GTX	92-93		ABC SERIES	SD-SC-A(13-18)	SD-SC-B(14-19)	SD-SC-C(15-20)
	GTS	92-96		ABC SERIES	SD-SC-A(13-18)	SD-SC-B(14-19)	SD-SC-C(15-20)
	GT	90-91		ABC SERIES	SD-SC-A(13-18)	SD-SC-B(14-19)	SD-SC-C(15-20)

SEA DOO JETBOAT

Engine cc	Model	Horse Power	Year	PUMP Diameter	RECOMMENDED SOLAS IMPELLER	
					SERIES	STOCK Engine
4-TEC / 1494cc	205 Utopia / Utopia SE	2 X 215HP	2007~	159mm	CONCORD	SRX-CD-14/19
	180 Challenger / Challenger SE	215 HP	2007~	159mm	CONCORD	SRX-CD-14/19
	230 Challenger / Challenger SE	2 X 215HP	2007~	159mm	CONCORD	SRX-CD-14/19
		2 X 155HP		155.5mm	CONCORD	SR-CD-11/19
	230 Wake	2 X 215HP	2007~	159mm	CONCORD	SRX-CD-14/19
		2 X 155HP		155.5mm	CONCORD	SR-CD-11/19
	Islandia SE	2 X 155HP	2007~	155.5mm	CONCORD	SR-CD-11/19
	SPEEDSTER 150	155HP	2007~	155.5mm	CONCORD	SR-CD-11/19
		215 HP	2007~	159mm	CONCORD	SRX-CD-14/19
	SPEEDSTER 200	2 X 215HP	2007~	159mm	CONCORD	SRX-CD-14/19
	2 X 155HP	2004~	155.5mm	CONCORD	SR-CD-11/19	
SPEEDSTER WAKE	2 X 215HP	2006~	159mm	CONCORD	SRX-CD-14/19	
SPORTSTER 4-TEC	155HP	2004-2005	155.5mm	CONCORD	SR-CD-11/19	
951	Sportster LE DI		2000-2005	155.5mm	CONCORD	ST-CD-15/20
780(2)	Speedster		98-99	140mm	CONCORD	SF-CD-15/23
	Challenger 1800		97-99		CONCORD	SD-CD-15/23
780	Challenger		95-97		X Prop	SD-SC-X(16.5-23.5)
720(2)	Speedster SK		99		X Prop	SD-SC-X(16-23)
	Speedster 1800		99		X Prop	SD-SC-X(16-23)
	Sportster LT		2002		X Prop	SD-SC-X(16-23)
	Challenger		98-2001	140mm	X Prop	SD-SC-X(16-23)
	Speedster		96-97		X Prop	SD-SC-X(16-23)
720	Explorer		97		X Prop	SD-SC-X(16-23)
	Sportster		95-98		X Prop	SD-SC-X(16-23)
650(2)	Speedster		94-95		ABC SERIES	SD-SC-A(13-18,R) SD-SC-B(14-19,L)
650	Sportster		95	140mm	ABC SERIES	SD-SC-A(13-18)
	Explorer		95-96		ABC SERIES	SD-SC-A(13-18)
	Explorer		93-95		ABC SERIES	SD-SC-A(13-18)



Mercury Sport Jet Impellers

Engine cc	Model	Year	PUMP Diameter	RECOMMENDED SOLAS IMPELLER	
				SERIES	STOCK Engine
Mercury V6 250HP 240HP 210HP 200HP (M2 Jet)	Speedster	2000-2002	184mm	CONCORD	MC-CD-22/39
	Speedster SK	2000		CONCORD	MC-CD-22/39
	Speedster 160	2004		CONCORD	MC-CD-22/39
	Challenger 1800	2000-2005		CONCORD	MC-CD-22/39
	Challenger 2000	2000-2005		CONCORD	MC-CD-22/39
	Challenger X	2004-2005		CONCORD	MC-CD-22/39
	Sportster 1800	2000		CONCORD	MC-CD-22/39
	Utopia 205	2002-2005		CONCORD	MC-CD-22/39
	Utopia 185	2001-2005		CONCORD	MC-CD-22/39
	Islandia	2001-2005		CONCORD	MC-CD-22/39

**MC-CD-22/39
for
Mercury Sportjet**








"This is a highly efficient 4-blade, Stainless Steel, progressive pitch impeller delivering excellent thrust and superior overall performance for the Mercury SportJet model jet drive."









Jet Pump

SEA DOO is registered trademark of Bombardier Recreational Products Inc.

Engine cc	Model	Year	IMPELLER APPLICATION	RECOMMENDED SOLAS PUMP
1494	GTX 4-tech Limited Supercharge(185HP)	2003-2004	SOLAS SR CONCORD	 SR-HSV-155/83 (10 VANE)
	GTX 4-tech Supercharge(185HP)	2003-2006		
	GTS SE 155/ RXP(155HP)	2007~		
	GTX 4-tech / GTX wake	2002~		
	GTI/ GTI SE 130	2006~		
1494	RXP-X	2009~	SOLAS SRX IMPELLER	 SRX-HS-159-02 (Original Wear Ring Replacement)
	RXT-X	2009~		
	RXP(215HP)	2009~		
	RXT(215HP)	2009~		
	GTX Limited(215HP)	2009~		
	WAKE SUPERCHARGED(215HP)	2009~		
	RXP-X	2008		
	RXT-X	2008		
	RXP(215HP)	2004-		
	RXT(215HP)	2005-		
	GTX Limited(215HP)	2005-		
	WAKE SUPERCHARGED(215HP)	2007-		
	GTX 4-tech Limited Supercharge(185HP)	2003-2004		
	GTX 4-tech Supercharge(185HP)	2003-2006		
951	GTS SE 155/ RXP(155HP)	2007-	SOLAS SR IMPELLER	 SR-HS-156-01 (Original Wear Ring Replacement)
	GTX / GTX 4-tech / GTX wake(155HP)	2002-		
	GTI / GTI SE 130	2006-		
	RXX	2001-2002		
	XP / XP DI	2000-2004		
782	RX / RX DI	2000-2003	SOLAS ST CONCORD	 ST-HSV-155/83(8 VANE)
	GTX/GTX DI	2000-2003		
	GSX Ltd. / GTX Ltd. / XP Ltd.	98-99		
	LRV / LRV DI	99-2003		
720	GSX Ltd.	97	SOLAS SD IMPELLERS	 SD-PM-140/60(6VANE) SD-PM-140/60T (6VANE & WITH TRIM SYSTEM)
	3D / 3D BASE	2005-2007		
720	GTI / GTI LE / GTI RFI	2001-2005	SOLAS SD IMPELLERS	 SD-PM-140/60(6VANE) SD-PM-140/60T (6VANE & WITH TRIM SYSTEM)
	GTS	2001-2002		
	GSX RFI / GTX RFI	99-2000		
720	XP / SPX / GSX	96-98	SOLAS SD IMPELLERS	 SD-PM-140/60(6VANE) SD-PM-140/60T (6VANE & WITH TRIM SYSTEM)
	GTX / GTX PRO	96-98		
	GS	2000-2001		
	GTI / GTI LE / GTI RFI	2001-2005		
	GTS	2001-2002		
	XP / SPX	95-97		
	GS / GSI	97-99		
	GTI / GTS	96-2000		
	HX	95~		
	XP	93-94		
650	SPX	94-95	SOLAS SD IMPELLERS	 SD-PM-140/60(6VANE) SD-PM-140/60T (6VANE & WITH TRIM SYSTEM)
	GSX	94-95		
	GTX	94-95		
580	XP	91-92	SOLAS SD IMPELLERS	 SD-PM-140/60(6VANE) SD-PM-140/60T (6VANE & WITH TRIM SYSTEM)
	SPX	93		
	SPI	93-96		
	SP	88-96		
	GSX	92-93		
	GTX	92-93		
	GTS	92-96		
GT	90-91			

The Impeller is an optional part.

SEA DOO Intake Grates

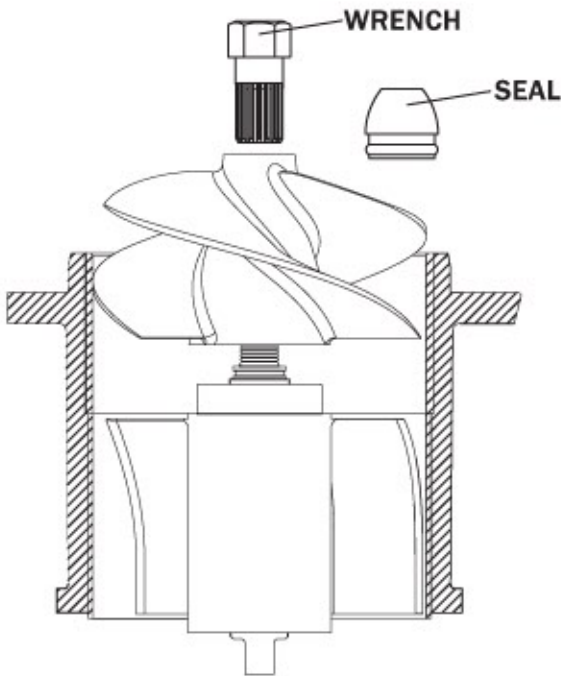
Engine cc	Model	Year	INTAKE GRATE
1494	RXP(215HP)	2004~	 <p>SS0205</p>
	RXT	2005~	
	GTX	2004~	 <p>SS0206</p>
	GTX DI	2002~2003	
951	RXX	2001-2002	 <p>XP-IG-B</p>
	XP/XP DI	2000-2004	
	XP Ltd.	98-99	
782	RX / RX DI	2000-2003	
	XP	97-98	
720	GTI/GTI LE/GTI RFI	2001-2005	
	GTS	2001-2002	
951	GTX Ltd.	98-99	 <p>GSX-IG-B</p>
	GTX/GTX DI	2000-2001	
	GSX Ltd.	98-99	
	LRV / LRV DI	99-2003	
720	GSX Ltd.	97	
	GS	2000-2001	
782	GSX RFI	99-2000	 <p>GTX-IG-B</p>
	GTX RFI	99-2002	
	GTX PRO	98	
	GSX	96-98	
720	GS	98-99	
782	XP	95-96	 <p>SD-IG-B</p>
	SPX	97-98	
720	XP	95	
	SPX	96	
	SPX	97	
	GS	97	
	GSI	97-98	
	GTI	96-2000	
	GTS	97-2000	
	HX	95~	
650	XP	93-94	
	SPX	94-95	
	GSX	94-95	
	GTX	94-95	
	XP	91-92	
	SPX	93	
	SPI	93-96	
	SP	88-96	
	GSX	92-93	
	GTX	92-93	
	GTS	92-96	
	GT	90-91	

SEA DOO is registered trademark of Bombardier Recreational Products Inc.



SEA DOO is registered trademark of Bombardier Recreational Products Inc.

Impeller Accessories & Installation Guide



1. Remove and separate the whole jet pump from the PWC.
2. Remove the trail cone (or cap) from the stator.
3. Hold the rear end of the shaft with a bench vise.
Remove the impeller with an impeller wrench (optional part).
Turning counter clockwise will loosen the impeller.
4. Visually inspect thread on shaft & impeller for debris or damage. Apply grease or anti-seize on the thread before installation.
5. Screw in the impeller by hand; please be careful of the sharp edges of the impeller. Tighten with the impeller wrench. If the impeller feels too tight or not threaded properly, unscrew the impeller, clean and check the thread.
6. Assemble the pump and refill O/E pump oil or grease to spec.

SEA DOO		
Impeller Series	Wrench	Seal
SD Super Camber(ABC Series)	 optional part	
	WR001	SL007
SD Super Camber (JK Series)	 optional part	
	WR001	SL007
SD, ST Xprop Series	 optional part	
	WR001	SL007
SD, SF, ST Concord Series	 optional part	
	WR001	SL007
ST Dynafly Series	 optional part	
	WR001	SL007
SR Concord Series	 optional part	  SLA011 SLA011A
	WR011	SLA011(For shaft 24mm) SLA011A(For shaft 27mm)
SRZ SRX Concord Series	 optional part	
	WR012	SLA012

* Some of wrenches are optional parts. You can buy them from SOLAS local dealer.

* This installation guide is suggested for reference only.
(Please refer to your original service manual or contact your PWC Dealer for detail.)